

# CROSSROAD



**ABK**

EMOZIONI IN SUPERFICIE

# CROSSROAD

**6** WHITE

**12** SAND

**20** GREY

**26** SMOKE

**32** COAL

**36** TAN

**40** AMBER

# CROSSROAD

CROSSROAD, INCONTRO FRA DIVERSE SENSAZIONI MATERICHE CHE SI INCROCIANO FRA LORO IN UN RAFFINATO GIOCO DI CORRISPONDENZE CROMATICHE.

IL COLORE, SIA TONO SU TONO CHE UTILIZZATO A CONTRASTO, È UN ELEMENTO CHIAVE DEL PROGETTO CROSSROAD, UN'UNICA COLLEZIONE CERAMICA CHE RACCHIUDE TRE DIVERSE ISPIRAZIONI DA MIXARE SEGUENDO IL PROPRIO STILE.

CHALK RACCONTA LA MATERIA TRIDIMENSIONALE DEGLI INTONACI IN UN VASTO PROGRAMMA DI FORMATI, WOOD TRADUCE LO SPIRITO NATURALE DEL LEGNO IN NUOVE COLORAZIONI DI TENDENZA, MENTRE BRICK IMPREZIOSISCE GLI SPAZI CON UN ELEGANTE EFFETTO MAIOLICATO, DANDO VITA A MOLTEPLICI SOLUZIONI DI POSA.

CROSSROAD, AN ENCOUNTER BETWEEN DIFFERENT MATERIAL SENSATIONS THAT COME TOGETHER IN AN ELEGANT PLAY OF COLOURS.

THE USE OF COORDINATING AND CONTRASTING COLOURS IS KEY IN THE CROSSROAD PROJECT, A UNIQUE CERAMIC COLLECTION FEATURING THREE DIFFERENT EFFECTS THAT CAN BE COMBINED ACCORDING TO ONE'S OWN INDIVIDUAL STYLE.

CHALK IS INSPIRED BY THE THREE-DIMENSIONAL EFFECT OF PLASTER IN A WIDE RANGE OF SIZES, WOOD INTERPRETS THE NATURAL SPIRIT OF TIMBER IN NEW TRENDY COLOURS, AND BRICK ENHANCES SPACES WITH AN ELEGANT MAJOLICA EFFECT TO ALLOW FOR MANY DIFFERENT INSTALLATION SOLUTIONS.

CROSSROAD  
CHALK

CROSSROAD  
BRICK




CROSSROAD  
WOOD

# CROSSROAD WHITE



floor  
WOOD  
26x200 WHITE





wall  
CHALK  
120x280 WHITE

floor  
WOOD  
26x200 WHITE

sliding doors and countertop  
120x280 CHALK WHITE




floor  
CHALK  
80x80 WHITE



Wall  
WIDE&STYLE MINI  
60x120 MAUI  
CHALK  
60x120 WHITE  
BRICK  
7,5x30 WHITE

Floor  
ECO CHIC  
20x120 NATURALE

# CROSSROAD SAND



wall  
BRICK  
7,5x30 SAND  
CHALK  
120x280 SAND

floor  
WOOD  
20x120 SAND



wall  
BRICK  
7,5x30 SAND  
CHALK  
120x280 SAND

floor  
WOOD  
20x120 SAND








floor  
CHALK  
120x120 SAND  
MATITA ALLUMINIO BRONZO 0,5x120

wall  
CHALK  
160x320 SAND  
integrated top and vanity top  
CHALK  
120x280 SAND  
floor  
NEST  
20x120 OAK




# CROSSROAD GREY



Wall  
CHALK GREY 120x280  
WIDE&STYLE PROG\_PATCHWORK 120x280

Floor  
WOOD GREY 20x120



wall  
CHALK  
160x320 GREY

floor  
CHALK  
80x160 GREY





Wall  
WIDE&STYLE MINI PALM | POWDER 60x120  
Floor  
WOOD 20x120 GREY



wall  
BRICK  
7,5x30 GREY  
  
floor  
WOOD  
20x120 GREY




# CROSSROAD SMOKE



wall  
CHALK  
120x280 SMOKE

WOOD  
26x200 GREY

floor  
CHALK  
120x120 SMOKE






wall  
CHALK  
120x280 SMOKE


WOOD  
26x200 GREY

floor  
CHALK  
120x120 SMOKE

floor  
CHALK  
80x80 SMOKE



wall  
CHALK  
80x160 SMOKE



# CROSSROAD COAL




wall  
CHALK  
160x320 COAL

floor  
WOOD  
26x200 COAL







wall  
CHALK 120x280 COAL  
PLAY EDGE  
20x20 MIX MULTICOLOR




wall  
CHALK  
160x320 COAL  
BRICK  
7,5x30 COAL  
floor  
WOOD  
20x120 COAL

# CROSSROAD TAN



wall  
BRICK  
7,5x30 BLUE

floor  
WOOD  
20x120 TAN





wall  
WIDE&STYLE 120X280 TROPICANA


floor  
WOOD 20X120 TAN

wall  
WOOD  
26x200 TAN


floor  
WOOD  
26x200 TAN



# CROSSROAD AMBER



floor  
WOOD  
20x120 AMBER






wall  
BRICK  
7,5x30 SAGE

floor  
WOOD  
20x120 AMBER

floor  
WOOD  
26x200 AMBER



## CROSSROAD CHALK

	WHITE	SAND	GREY	SMOKE	COAL
<b>6 mm</b>					
160x320 nat.		•	•		•
120x280 nat.	•	•	•	•	•
<b>9 mm</b>					
120x120 nat.	•	•	•	•	•
80x160 nat.	•	•	•	•	•
60x120 nat.	•	•	•	•	•
80x80 nat.	•	•	•	•	•

## CROSSROAD WOOD

	WHITE	SAND	GREY	COAL	TAN	AMBER
<b>7 mm</b>						
26x200 nat.	•	•	•	•	•	•
<b>9 mm</b>						
20x120 nat.	•	•	•	•	•	•

## CROSSROAD BRICK

	WHITE	SAND	GREY	SMOKE	COAL	BLUE	SAGE	CLAY
<b>8 mm</b>								
7,5x30 glossy	•	•	•	•	•	•	•	•

## CROSSROAD CHALK

GRES PORCELLANATO TUTTA MASSA  
FULL BODY PORCELAIN

### WHITE

<b>6 mm</b>		
** 120x280 nat rett.		<b>0008718</b>
<b>9 mm</b>		
* 120x120 nat rett.		<b>0000520</b>
* 60x120 nat rett.		<b>0001207</b>
* 80x160 nat rett.		<b>0000502</b>
* 80x80 nat rett.		<b>0000508</b>



### SAND

<b>6 mm</b>		
* 160x320 nat rett.		<b>0000491</b>
** 120x280 nat rett.		<b>0008719</b>
<b>9 mm</b>		
* 120x120 nat rett.		<b>0000521</b>
* 60x120 nat rett.		<b>0001208</b>
* 80x160 nat rett.		<b>0000503</b>
* 80x80 nat rett.		<b>0000509</b>



# CROSSROAD CHALK

GRES PORCELLANATO TUTTA MASSA  
FULL BODY PORCELAIN

## GREY

### 6 mm

\* 160x320 nat rett. **0000493**

\*\* 120x280 nat rett. **0008278**

### 9 mm

\* 120x120 nat rett. **0000523**

\* 60x120 nat rett. **0001210**

\* 80x160 nat rett. **0000505**

\* 80x80 nat rett. **0000511**



## SMOKE

### 6 mm

\*\* 120x280 nat rett. **0008277**


### 9 mm

\* 120x120 nat rett. **0000522**

\* 60x120 nat rett. **0001209**

\* 80x160 nat rett. **0000504**

\* 80x80 nat rett. **0000510**



\* Fino ad esaurimento scorte l' art. verrà consegnato a spessore 7 mm. The item will be delivered 7 mm thick until stocks are exhausted.

\*\* Fino ad esaurimento scorte l' art. verrà consegnato nel formato 120x278 6 mm oppure 120x240 7 mm. The item will be delivered 6 mm 120x278 or 7 mm 120x240 until stocks are exhausted.

P. 42

# CROSSROAD CHALK

## COAL

### 6 mm

\* 160x320 nat rett. **0000494**

\*\* 120x280 nat rett. **0008279**

### 9 mm

\* 120x120 nat rett. **0000524**

\* 60x120 nat rett. **0001211**

\* 80x160 nat rett. **0000506**

\* 80x80 nat rett. **0000512**



\* Fino ad esaurimento scorte l' art. verrà consegnato a spessore 7 mm. The item will be delivered 7 mm thick until stocks are exhausted.

\*\* Fino ad esaurimento scorte l' art. verrà consegnato nel formato 120x278 6 mm oppure 120x240 7 mm. The item will be delivered 6 mm 120x278 or 7 mm 120x240 until stocks are exhausted.

P. 43

# CROSSROAD WOOD

GRES PORCELLANATO  
PORCELAIN TILES

## WHITE

7 mm

26x200 nat. ref. **0000538**

9 mm

\* 20x120 nat. ref. **0000543**



## SAND

7 mm

26x200 nat. ref. **0000539**

9 mm

\* 20x120 nat. ref. **0000544**



\* Fino ad esaurimento scorte l' art. verrà consegnato a spessore 7 mm. The item will be delivered 7 mm thick until stocks are exhausted.

P. 44

# CROSSROAD WOOD

## GREY

7 mm

26x200 nat. ref. **0000558**

9 mm

\* 20x120 nat. ref. **0000559**



## COAL

7 mm

26x200 nat. ref. **0000542**

9 mm

\* 20x120 nat. ref. **0000547**



P. 45



# CROSSROAD WOOD

GRES PORCELLANATO  
PORCELAIN TILES

## AMBER

7 mm

26x200 nat. rett. 0000540

9 mm

\* 20x120 nat. rett. 0000545



## TAN

7 mm

26x200 nat. rett. 0000541

9 mm

\* 20x120 nat. rett. 0000546



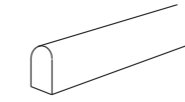
\* Fino ad esaurimento scorte l' art. verrà consegnato a spessore 7 mm. The item will be delivered 7 mm thick until stocks are exhausted.

P. 46

# CROSSROAD

## MATITE ALLUMINIO - ALUMINIUM STRIPS

ARTICOLI REALIZZATI IN ALLUMINIO ANODIZZATO PER L'USO A PARETE, ADATTI A RACCORDARE PIASTRELLE DI DIVERSO SPESSORE (9/7/6 MM).  
ALUMINIUM STRIPS FOR USE BETWEEN WALL TILES OF DIFFERENT THICKNESSES (9/7/6 MM).



MATITA ALLUMINIO 0,5x120 4  
Parte superiore arrotondata  
Rounded top



MATITA ALLUMINIO  
000086

Parte superiore arrotondata e colorata con resine acriliche  
Rounded top colored with acrylic resins



MATITA ALLUMINIO ORO  
0008535



MATITA ALLUMINIO RAME SCURO  
0008534



MATITA ALLUMINIO WHITE  
000087



MATITA ALLUMINIO TERRACOTTA  
0008530



MATITA ALLUMINIO BLU  
0008532



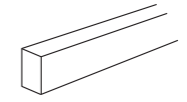
MATITA ALLUMINIO VERDE  
0008531



MATITA ALLUMINIO ARDESIA  
0008533



MATITA ALLUMINIO BLACK  
000088



MATITA ALLUMINIO 0,5x120 4  
Parte superiore piatta colorata in bagno galvanico  
Flat top colored in galvanic bath



MATITA ALLUMINIO BRONZO  
0000557



MATITA ALLUMINIO RAME  
0000556



P. 47

WOOD 20x120 WHITE  
MATITA ALLUMINIO RAME SCURO  
WIDE&STYLE MINI ROMANTIC 60x120

# CROSSROAD BRICK

PASTA BIANCA DA RIVESTIMENTO  
WHITE BODY WALL TILES



7,5x30  
BRICK WHITE  
0001337



7,5x30  
BRICK SMOKE  
0001340



7,5x30  
BRICK SAGE  
0001343



7,5x30  
BRICK SAND  
0001338



7,5x30  
BRICK COAL  
0001341



7,5x30  
BRICK CLAY  
0001344



7,5x30  
BRICK GREY  
0001339



7,5x30  
BRICK BLUE  
0001342



2x30 4  
\*\* FASCIA MICRO ARGENTO  
SCT067



2x30 4  
\*\* FASCIA MICRO ORO  
SCT066

\*\* Articoli realizzati con metalli preziosi; si consiglia di pulire la superficie senza utilizzare prodotti contenenti sostanze abrasive.  
Items produced with precious metals; do not use products containing abrasive substances to clean the surface.

# CREATIVITÀ A COLORI COLOR CREATIVITY

L'accurata selezione delle tonalità crossroad brick, sia in tono che a contrasto con i colori chalk e wood, permette di dare vita a molteplici e sorprendenti possibilità compositive.

The meticulously selected palette of crossroad brick colors includes shades that both coordinate and contrast with the chalk and wood tones, allowing plenty of opportunity for striking and original compositions.



BRICK GREY - SMOKE - COAL  
CHALK COAL / WOOD COAL



BRICK BLUE / CHALK SMOKE / WOOD GREY



BRICK CLAY / CHALK GREY / WOOD GREY



BRICK SAGE / CHALK SAND / WOOD SAND



BRICK BLUE / ECO CHIC BROWN /  
SENSI GEMS ICEBERG SOFT  
MATITA ALL. RAME SCURO  
P. 48



BRICK SAGE / LABRADORITE LUX

# CROSSROAD CHALK




DECORI / DECORATIVE			WHITE	SAND	GREY	SMOKE	COAL
	MOS GEM 30x34 rett.	<b>9 mm</b> ⊕ 5	0000578	0000579	0000581	0000580	0000582
	TRAPEZIO 60x30x30 rett.	<b>7 mm</b> ⊕ 4 = 0,46 MQ	0000526	0000527	0000529	0000528	** 0000530
	ROMBO 30 30x30 rett.	<b>7 mm</b> ⊕ 7 = 0,54 MQ	0000532	0000533	0000535	0000534	0000536

PEZZI SPECIALI / SPECIAL TRIMS			WHITE	SAND	GREY	SMOKE	COAL
	* BATTISCOPA 5,5x80	⊕ 8	0001212	0001213	0001215	0001214	0001216
	GRADONE TOP rett. 32x120x4,5x2	⊕ 1	0001217	0001218	0001220	0001219	0001221
	ANGOLARE TOP SX 32x120x4,5x2	⊕ 1	0001222	0001223	0001225	0001224	0001226
	ANGOLARE TOP DX 32x120x4,5x2	⊕ 1	0001227	0001228	0001230	0001229	0001231

\* Fino ad esaurimento scorte l' art. verrà consegnato a spessore 7 mm. The item will be delivered 7 mm thick until stocks are exhausted.

\*\* Art. a spessore 9 mm = 3 PZ/BOX = 0,35 mq. 9 mm Thick item = 3 PCS/BOX = 0,35 Sqm

# CROSSROAD WOOD



DECORI / DECORATIVE 7 mm			WHITE	SAND	GREY	COAL	AMBER	TAN
	* TRAPEZIO 60x30x30 rett.	⊕ 4 = 0,46 MQ	0001097	0001098	0001102	0001101	0001099	0001100
	* ROMBO 30 30x30 rett.	⊕ 7 = 0,54 MQ	0001103	0001104	0001108	0001107	0001105	0001106

PEZZI SPECIALI / SPECIAL TRIMS 9 mm			WHITE	SAND	GREY	COAL	AMBER	TAN
	* BATTISCOPA rett. 6,5x120	⊕ 6	0001258	0001262	0001298	0001297	0001295	0001296
	* GRADONE TOP rett. 32x120x4,5x1,5	⊕ 1	0001299	0001300	0001304	0001303	0001301	0001302
	* ANGOLARE TOP SX 32x120x4,5x1,5	⊕ 1	0001305	0001306	0001310	0001309	0001307	0001308
	* ANGOLARE TOP DX 32x120x4,5x1,5	⊕ 1	0001311	0001312	0001316	0001315	0001313	0001314

\* Fino ad esaurimento scorte l' art. verrà consegnato a spessore 7 mm. The item will be delivered 7 mm thick until stocks are exhausted.

# CARATTERISTICHE TECNICHE TECHNICAL FEATURES

**CROSSROAD CHALK:**  
CLASSIFICAZIONE SECONDO NORME UNI EN 14411 (ISO 13006) ALLEGATO G-GRUPPO BIA UGL  
CLASSIFICATION IN ACCORDANCE WITH UNI EN 14411 (ISO 13006) ANNEX G-GROUP BIA UGL  
**GRES PORCELLANATO TUTTA MASSA / FULL BODY PORCELAIN**

**CROSSROAD WOOD:**  
CLASSIFICAZIONE SECONDO NORME UNI EN 14411 (ISO 13006) ALLEGATO G-GRUPPO BIA GL  
CLASSIFICATION IN ACCORDANCE WITH UNI EN 14411 (ISO 13006) ANNEX G-GROUP BIA GL  
**GRES PORCELLANATO / PORCELAIN TILES**



PROPRIETÀ FISICO-CHIMICHE PHYSICAL-CHEMICAL PROPERTIES	NORMA NORM	VALORE PRESCRITTO DALLE NORME VALUE PRESCRIBED FROM THE NORMS	VALORE ABK ABK VALUE CROSSROAD CHALK NAT.	VALORE ABK ABK VALUE CROSSROAD WOOD NAT.
LUNGHEZZA E LARGHEZZA DIMENSIONE MEDIA DI OGNI PIASTRELLA LENGTH AND WIDTH OF THE AVERAGE-SIZES TILE	UNI EN ISO 10545/2	± 0,5%	CONFORME ACCORDING	CONFORME ACCORDING
SPESSORE THICKNESS	UNI EN ISO 10545/2	± 5%	CONFORME ACCORDING	CONFORME ACCORDING
RETTILINEARITÀ SPIGOLI WARPAGES OF EDGES	UNI EN ISO 10545/2	± 0,5%	CONFORME ACCORDING	CONFORME ACCORDING
ORTOGONALITÀ WEDGING	UNI EN ISO 10545/2	± 0,6%	CONFORME ACCORDING	CONFORME ACCORDING
PLANARITÀ FLATNESS	UNI EN ISO 10545/2	± 0,5%	CONFORME ACCORDING	CONFORME ACCORDING
ASSORBIMENTO D'ACQUA WATER ABSORPTION	UNI EN ISO 10545/3	E ≤ 0,5%	CONFORME ACCORDING	CONFORME ACCORDING
RESISTENZA ALLA FLESSIONE BENDING STRENGTH	UNI EN ISO 10545/4	≥ 35 N/mm <sup>2</sup>	CONFORME ACCORDING	CONFORME ACCORDING
FORZA DI ROTTURA BREAKING STRENGTH	UNI EN ISO 10545/4	≥ 1300 N	CONFORME ACCORDING	CONFORME ACCORDING
RESISTENZA ALL'ABRASIONE PROFONDA PER PIASTRELLE NON SMALTATE RESISTANCE TO DEEP ABRASION OF UNGLAZED TILES	UNI EN ISO 10545/6	< 175 mm <sup>3</sup>	CONFORME ACCORDING	-
RESISTENZA ALL'ABRASIONE SUPERFICIALE PER PIASTRELLE SMALTATE ABRASION RESISTANCE FOR GLAZED TILES	UNI EN ISO 10545/7	DICHIARATO DALL'AZIENDA PRODUTTRICE DECLARED BY THE MANUFACTURING COMPANY	-	IN FUNZIONE DELLA DESTINAZIONE D'USO ACCORDING TO THE DESTINATION OF FINAL USE
RESISTENZA AGLI SBALZI TERMICI THERMAL SHOCK RESISTANCE	UNI EN ISO 10545/9	RICHIESTA REQUIRED	RESISTE RESISTS	RESISTE RESISTS
RESISTENZA AL GELO FROST RESISTANCE	UNI EN ISO 10545/12	RICHIESTA REQUIRED	INGELIVO FROST PROOF	INGELIVO FROST PROOF
RESISTENZA ALL'ATTACCO CHIMICO CHEMICAL RESISTANCE	UNI EN ISO 10545/13	MIN UB	CONFORME ACCORDING	-
		MIN GB	-	CONFORME ACCORDING
RESISTENZA ALLE MACCHIE RESISTANCE TO STAINING	UNI EN ISO 10545/14	UGL VALORE DA DICHIARARE UGL VALUE TO DECLARE	-	-
		GL: CLASSE 3 MIN	-	CONFORME ACCORDING
RESISTENZA ALLO SCIVOLAMENTO SLIP RESISTANCE	B.C.R.A. C.A.	μ 0,19 SCIVOLosità PERICOLOSA - DANGEROUSLY SLIPPERY 0,20 < μ < 0,39 SCIVOLosità ECCESSIVA - EXCESSIVELY SLIPPERY 0,40 < μ < 0,74 ATRIBITO SODDISFACENTE - SATISFACTORY GRIP μ 0,75 ATRIBITO ECCELLENTE - EXCELLENT GRIP	> 0,40	> 0,40
		B.C.R.A. G.B.	> 0,40	> 0,40
	ASTM C 1028 (S.C.O.F.)	SLIP RESISTANT (> 0,60)	> 0,60 DRY	> 0,60 DRY
			> 0,60 WET	> 0,60 WET
	DIN 51130	IN FUNZIONE DELL'AMBIENTE O DELLA ZONA DI LAVORO BASING ON THE ENVIRONMENT OR THE WORKING AREA	R10	R10
DIN 51097		A+B	A	
ANSI A 137-1:2012 (D.C.O.F.)		≥ 0,42	> 0,42	> 0,42

VARIAZIONE CROMATICA SHADE VARIATION	V2	aspetto uniforme uniform appearance V1	lieve variazione slight variation V2	moderata variazione moderate variation V3	forte variazione substantial variation V4
---	----	--	--	---	---

## IMBALLI PACKAGING

F.to nominale Nominal size	Finitura Finish	▼ ▲	F.to reale (mm) Work size (mm)	Imballo Packing	Pz/Scat. Pcs/Box	Mq/Scat. Sqm/Box	Kg/Scat. Kg/Box	Scat./Imb. Box/Pack.	Pz Totali Pcs Total	Mq totali Sqm total	Kg Imb. Kg Packing	Kg Totali Kg Total
<b>160x320</b> 64"x128"	rett	6	1596,5x3195	Cassa Crate	-	-	-	-	15	76,80	139	1.279
				Cavalletto container Container Rack pallet	-	-	-	-	36	184,32	180	2.916
<b>120x280</b> 48"x112"	rett	6	1194x2800	Cassa Crate	-	-	-	-	20	67,20	95	1.103
				Cavalletto Rack pallet	-	-	-	-	36	121,00	120	1.935
				Cavalletto container Container Rack pallet	-	-	-	-	36	121,00	140	1.955
<b>80x160</b> 32"x64"	rett.	9	797,25x1596,5	Cavalletto Rack pallet	2	2,56	51,20	22	44	56,32	70	1.196
				Pallet con sponde Pallet with sides	2	2,56	51,20	22	44	56,32	40	1.166
<b>26x200</b> 10"x80"	rett	7	264,4x2000	Cavalletto Rack pallet	5	2,60	45,50	16	80	41,60	50	778
<b>120x120</b> 48"x48"	rett.	9	1194x1194	Pallet con sponde Pallet with sides	2	2,88	57,60	18	36	51,84	40	1.077
<b>60x120</b> 24"x48"	rett.	9	596x1194	pallet	2	1,44	28,80	30	60	43,20	20	884
<b>20x120</b> 8"x48"	rett.	9	199x1194	pallet	6	1,44	28,80	36	216	51,84	20	1.057
<b>80x80</b> 32"x32"	rett.	9	797,25x797,25	pallet	2	1,28	25,60	44	88	56,32	20	1.146
<b>7,5x30</b> (crossroad 2,8"x11,2" brick)	nat.	8	-	pallet	22	0,50	7,29	96	2112	48,00	20	720

L'unità minima di vendita per tutti gli articoli (fondi, decori e pezzi speciali) è la scatola completa. I dati relativi agli imballi sono aggiornati al momento della stampa del catalogo e pertanto possono subire variazioni nel corso del tempo. Pezzi speciali e decori per effetto delle lavorazioni, possono presentare variazioni di tonalità.

The minimum sales quantity for all items (plain tiles, decorations and special trims) is one full box. Data referring to packaging have been update at time of printing; the actual data may be slightly different. Due to working process special trims and decors, may show variation in tonality.

Le caratteristiche di superficie e le tonalità dei prodotti ceramici illustrati in questo catalogo sono da ritenersi puramente indicative.  
Optical features and color shades of ceramic materials illustrated in this catalogue are to be regarded as mere indications.



Marketing ABK Group  
Direfarecreate.it  
215

ABK Group Industrie Ceramiche s.p.a. - via S.Lorenzo N.24/a - 41034 Finale Emilia - Modena Italy  
tel. 0535 761311 - fax 0535 761320/92800/761351

www.abk.it  
#abkemozioni

**ABK**

EMOZIONI IN SUPERFICIE