

ARAN

REVESTIMIENTO

25x75 30x90
WALL TILES
10"x30" 12"x36"

PAVIMENTO

29x59 30x60 59x59 60x60 60x120 120x120
FLOOR TILES
12"x24" 24"x24" 24"x48" 48"x48"

Revestimiento / Wall tiles:
Aran Darkgrey, Montana Darkgrey — 30x90 cm


Pavimento / Floor tiles:
Aran Darkgrey — 60x120 cm



Revestimiento / Wall tiles:
Aran Grey, Valley Grey — 30x90 cm



Pavimento / Floor tiles:
Aran Darkgrey — 29x59 cm



Pavimento / Floor tiles:
Aran Grey — 60x120 cm



Pavimento / Floor tiles:
Aran Darkgrey — 120x120 cm



Revestimiento / Wall tiles:
Aran Lightgrey, Valley Mix — 25x75 cm

Revestimiento / Wall tiles:
Aran Grey, Montana Mix — 25x75 cm



Pavimento / Floor tiles:
Aran Lightgrey — 59x59 cm

ARAN

PAVIMENTO 29x59 30x60 59x59 60x60 60x120 120x120
FLOOR TILES 12"x24" 24"x24" 24"x48" 48"x48"



Aran Lightgrey

59x59 cm · 24"x24"-Rc- G-610
60x60 cm · 24"x24" G-611
60x120 cm · 24"x48"-Rc- G-670
120x120 cm · 48"x48"-Rc- G-975



Aran Grey

29x59 cm · 12"x24"-Rc- G-376
30x60 cm · 12"x24" G-375
59x59 cm · 24"x24"-Rc- G-610
60x60 cm · 24"x24" G-611
60x120 cm · 24"x48"-Rc- G-670
120x120 cm · 48"x48"-Rc- G-975



Aran Darkgrey

29x59 cm · 12"x24"-Rc- G-376
30x60 cm · 12"x24" G-375
59x59 cm · 24"x24"-Rc- G-610
60x60 cm · 24"x24" G-611
60x120 cm · 24"x48"-Rc- G-670
120x120 cm · 48"x48"-Rc- G-975

Disponibles los formatos 60x60 (No Rc) y 59x59 (Rc) en antideslizante (C3).

Formats 60x60 (Not Rc) and 59x59 (Rc) are available in anti slip.

Para información sobre piezas especiales, consulte la página 214.


For information regarding special pieces, please see page 214.

EMBALAJE PACKING LIST

FORMATO SIZE	ESPESOR THICKNESS (mm)	M ² / CAJA SQM / BOX	PIEZAS / CAJA PIECES / BOX	KG / CAJA KG / BOX (aprox)	CAJAS / EUROPALLET BOXES / EUROPALLET	M ² / EUROPALLET SQM / EUROPALLET	KG / EUROPALLET ^(bruto) KG / EUROPALLET ^(gross weight)	PALLETES / CONT. 20' PALLETES / CONT. 20'
120x120	9,00	1,44	1	30,32	30	43,06	909,60	16
60x120	10,50	1,44	2	35,50	30	43,20	1.070,00	22
60x60	9,00	1,08	3	22,50	48	51,84	1.080,00	22
59x59	9,00	1,04	3	21,75	48	49,92	1.044,00	23
30x60	9,00	1,08	6	22,50	48	51,84	1.080,00	22
29x59	9,00	1,03	6	21,00	48	49,44	1.032,00	23

ARAN

REVESTIMIENTO 25x75 30x90
WALL TILES 10"x30" 12"x36"




Aran Lightgrey
30x90 cm · 12"x36"-Rc- G-500
25x75 cm · 10"x30" G-275



Aran Grey
30x90 cm · 12"x36"-Rc- G-500
25x75 cm · 10"x30" G-275




Aran Darkgrey
30x90 cm · 12"x36"-Rc- G-500
25x75 cm · 10"x30" G-275



Montana Lightgrey
30x90 cm · 12"x36"-Rc- G-510



Montana Grey
30x90 cm · 12"x36"-Rc- G-510



Montana Darkgrey
30x90 cm · 12"x36"-Rc- G-510



Valley Lightgrey
30x90 cm · 12"x36"-Rc- G-510



Valley Grey
30x90 cm · 12"x36"-Rc- G-510



Valley Darkgrey
30x90 cm · 12"x36"-Rc- G-510



Valley Mix
25x75 cm · 10"x30" G-280



Montana Mix
25x75 cm · 10"x30" G-280

EMBALAJE PACKING LIST

FORMATO SIZE	ESPESOR THICKNESS (mm)	M ² /CAJA SQM / BOX	PIEZAS / CAJA PIECES / BOX	KG / CAJA KG / BOX (aprox)	CAJAS / EUROPALET BOXES / EUROPALET	M ² / EUROPALET SQM / EUROPALET	KG / EUROPALET ^(bruto) KG / EUROPALET ^(gross weight)	PALLETES / CONT. 20' PALLETES / CONT. 20'
30x90	8,70	1,35	5	22,00	63	85,05	1.335,00	18
30x90 dec	10,80	1,08	4	22,00	63	68,04	1.335,00	18
25x75	8,70	1,31	7	21,00	54	70,74	1.151,00	20

Revestimiento / Wall tiles:
Valley Mix — 25x75 cm



Revestimiento / Wall tiles:
Aran Gloss Lightgrey, Montana Gloss Lightgrey — 30x90 cm

Pavimento / Floor tiles:
Aran Lightgrey Polished — 60x120 cm

ARAN

PAVIMENTO 60x120
FLOOR TILES 24"x48"



Aran Lightgrey Polished
60x120 cm · 24"x48"-Rc- G-650




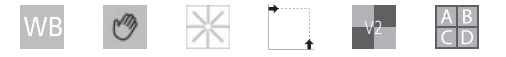
Aran Grey Polished
60x120 cm · 24"x48"-Rc- G-650



Aran Darkgrey Polished
60x120 cm · 24"x48"-Rc- G-650

ARAN

REVESTIMIENTO 30x90
WALL TILES 12"x36"



Aran Gloss Lightgrey
30x90 cm · 12"x36" G-500




Montana Gloss Lightgrey
30x90 cm · 12"x36" G-510



Aran Gloss Grey
30x90 cm · 12"x36" G-500



Montana Gloss Grey
30x90 cm · 12"x36" G-510



Aran Gloss Darkgrey
30x90 cm · 12"x36" G-500



Montana Gloss Darkgrey
30x90 cm · 12"x36" G-510

Para información sobre piezas especiales, consulte la página 214.
For information regarding special pieces, please see page 214.

EMBALAJE PACKING LIST

FORMATO SIZE	ESPEJOR THICKNESS (mm)	M ² / CAJA SQM / BOX	PIEZAS / CAJA PIECES / BOX	KG / CAJA KG / BOX (approx)	CAJAS / EUROPALLET BOXES / EUROPALLET	M ² / EUROPALLET SQM / EUROPALLET	KG / EUROPALLET ^(bruto) KG / EUROPALLET ^(gross weight)	PALLETES / CONT. 20' PALLETES / CONT. 20'
60x120 P	9,50	1,44	2	34,40	32	46,08	1.100,00	22

EMBALAJE PACKING LIST

FORMATO SIZE	ESPEJOR THICKNESS (mm)	M ² / CAJA SQM / BOX	PIEZAS / CAJA PIECES / BOX	KG / CAJA KG / BOX (approx)	CAJAS / EUROPALLET BOXES / EUROPALLET	M ² / EUROPALLET SQM / EUROPALLET	KG / EUROPALLET ^(bruto) KG / EUROPALLET ^(gross weight)	PALLETES / CONT. 20' PALLETES / CONT. 20'
30x90	8,70	1,35	5	22,00	63	85,05	1.335,00	18
30x90 dec	10,80	1,08	4	22,00	63	68,04	1.335,00	18