



LEMMY

SHINING DESIGN

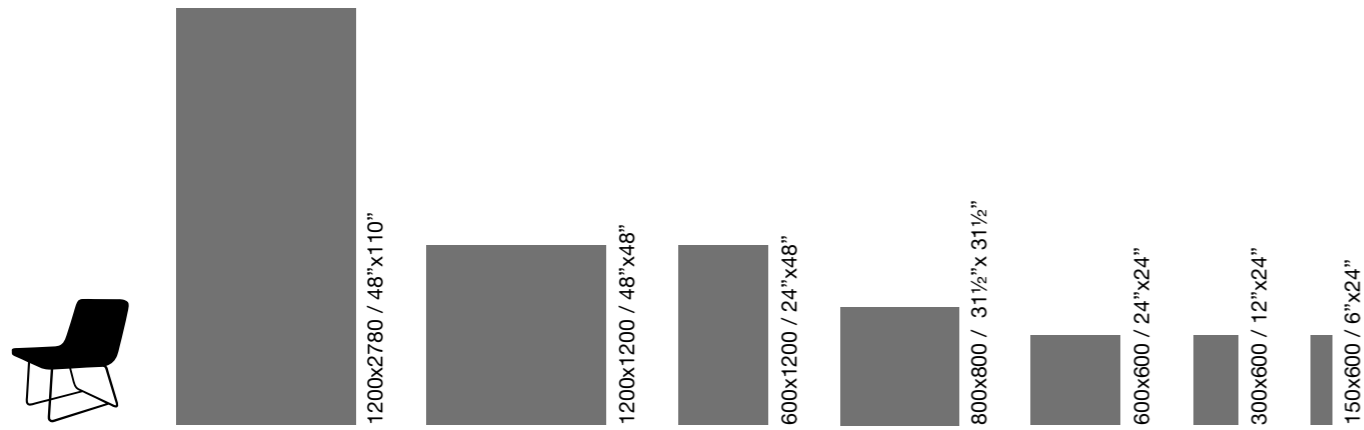
Scopri di più
Discover more



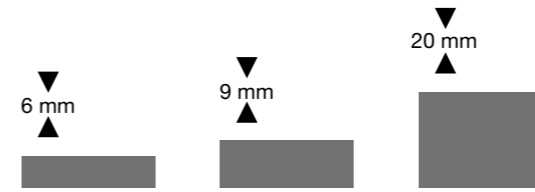
I campioni fotografati servono a dare un'idea indicativa del prodotto, colori e strutture non hanno nessun valore impegnativo. _ The samples photographed are intended to give an approximate idea of the product; the colours and textures shown are not binding. _ Die abgebildeten Muster sollen eine Vorstellung von dem Produkt vermitteln, Farben und Formen sind nicht verbindlich. _ Les échantillons sur photos servent à transmettre une idée du produit, des couleurs et des structures. Ils ne sont donnés qu'à titre indicatif et n'engagent pas le producteur. _ Las muestras fotografiadas sirven para dar una idea indicativa del producto, por lo que ni los colores ni las estructuras son vinculantes. _ Представленные на фотографии образцы служат исключительно в качестве примера продукта, цвета и структура не имеют никакого обязывающего значения.

MIRAGE[®]
INSPIRING BETTER LIVING

SIZES



THICKNESSES



FINISHES

- SPAZZOLATA
- NATURALE
- STRUTTORATA



**LY01
PALLADIUM**



**LY02
NIMBUS**



**LY03
EXCALIBUR**



**LY09
KING**



**LY04
VENOM**



**LY05
AFTERGLOW**



**LY08
PUMPKIN**



**LY07
INDIO**




**LY06
VIRIDIUM**

FRESH BLUE



INDIO

LY07 SP 600x1200 / 24"x48"



WALL . INDIO LY07 SP 600x1200 / 24"x48"

FLOOR . AFTERGLOW LY05 SP 150x600 / 6"x24"

INTENSE COTTO



PUMPKIN

LY08 SP 600x1200 / 24"x48"



WALL . PUMPKIN LY08 SP 600x1200 / 24"x48"

WALL . PUMPKIN LY08 SP 600x1200 / 24"x48"
FLOOR . NIMBUS LY02 SP 600x600 / 24"x24"
SHOWER . NIMBUS LY02 SP 1200x2780 / 48"x110"



CLEAR AND BRIGHT



PALLADIUM

LY01 SP 1200x2780 / 48"x110"



FLOOR . PALLADIUM LY01 SP 600x1200 / 24"x48"



WALL . PALLADIUM LY01 SP 1200x2780 / 48"x110"
FLOOR . PALLADIUM LY01 SP 600x600 / 24"x24"
BENCH . JEWELS RAYMI JW16 LUC



LIGHT GREY



NIMBUS

LY02 SP 1200x2780 / 48"x110"



WALL . NIMBUS LY02 SP 1200x2780 / 48"x110"



FLOOR .
NIMBUS LY02 SP 600x1200 / 24"x48"

TABLE .
JEWELS MOONLESS JW17 LUC



WALL . PALLADIUM LY01 SP 1200x2780 / 48"x110"
FLOOR . NIMBUS LY02 SP 1200x1200 / 48"x48"
COUNTER . VENOM LY04 SP



SILVER GREY



EXCALIBUR

LY03 SP 1200x2780 / 48"x110"



FLOOR . EXCALIBUR LY03 SP 1200x1200 / 48"x48"

WALL . EXCALIBUR LY03 SP 1200x2780 / 48"x110"



WALL . NORR GRÅ RR02 NAT 1200x2780 / 48"x110"
FLOOR . EXCALIBUR LY03 SP 1200x1200 / 48"x48"
BENCH . NORR GRÅ RR02 NAT

FLOOR . EXCALIBUR LY03 ST 800x800 / 31½"x31½" EV9_2/E™
WALL . EXCALIBUR LY03 SP 1200x2780 / 48"x110"





WALL . NIMBUS LY02 SP 150x600 / 6"x24"
FLOOR . EXCALIBUR LY03 SP 600x600 / 24"x24"



DEEP GREY



KING

LY09 SP 1200x1200 / 48"x48"



WALL . KING LY 09 SP 1200x2780 / 48"x110"

WALL . KING LY 09 SP 1200x2780 / 48"x110"
FLOOR . JURUPA CAMP JP 04 200x1200 / 8"x48"



WALL . KING LY 09 150X600 / 6"x24"

FLOOR . KING LY 09 ST 800x800 / 31 1/2"x31 1/2" EV9_2/E™
COUNTERTOP . MASTER JP 03 SP 200x1200 / 8"x48"



VELVET DARK



VENOM

LY04 SP 1200x2780 / 48"x110"



WALL . VENOM LY04 SP 1200x2780 / 48"x110"

FLOOR . JURUPA WILD JP05 NAT 200x1200 / 8"x48"



WALL . ESPoir FROID LUC 1200x2780 / 48"x110"
FLOOR . VENOM LY04 SP 600x600 / 24"x24"
BENCH. VIRIDIUM LY06 - INDIO LY07 - EXCALIBUR LY03



LIGHT GOLD



AFTERGLOW

LY05 SP 1200x2780 / 48"x110"



WALL . AFTERGLOW LY05 SP PLOME 300x300 / 12"x12"



WALL . AFTERGLOW LY05 SP 1200x2780 / 48"x110"





WALL .
AFTERGLOW LY05 SP 600x1200 / 24"x48"

FLOOR .
JURUPA MASTER JP03 NAT 200x1200 / 8"x48"

BENCH .
VENOM LY04 SP

SOFT GREEN



VIRIDIUM

LY06 SP 600x1200 / 24"x48"



FLOOR . VIRIDIUM LY06 SP 600x1200 / 24"x48"

TABLE . NIMBUS LY02 SP 1200x2780 / 48"x110"



WALL .
NIMBUS LY02 SP 1200x2780 / 48"x110"

FLOOR .
VIRIDIUM LY06 SP 600x1200 / 24"x48"

TABLE .
NIMBUS LY02 SP

COUNTER .
JURUPA CAMP JP04 NAT 200x1200 / 8"x48"

PALLADIUM LY01

6 mm
1200x2780 / 48"x110"
SP SQ

1200x1200 / 48"x48"
SP SQ

9 mm
1200x1200 / 48"x48"
SP SQ

600x1200 / 24"x48"
SP SQ

800x800 / 31½"x 31½"
SP SQ

600x600 / 24"x24"
SP SQ - NAT SQ

300x600 / 12"x24"
SP SQ - NAT SQ

150x600 / 6"x24"
SP SQ

Tutti i formati in 9 mm NAT sono realizzati con la tecnologia PERFORMA.
All 9 mm NAT sizes are produced with PERFORMA technology.

Stucchi consigliati Recommended grouts

KERAKOLL	03	
MAPEI	111 Grigio Argento	
LATICRETE	88 Silver Shadow	

Shade variation



Slight variation



NIMBUS LY02

6 mm
1200x2780 / 48"x110"
SP SQ

1200x1200 / 48"x48"
SP SQ

9 mm
1200x1200 / 48"x48"
SP SQ

600x1200 / 24"x48"
SP SQ

800x800 / 31½"x 31½"
SP SQ

600x600 / 24"x24"
SP SQ - NAT SQ

300x600 / 12"x24"
SP SQ - NAT SQ

150x600 / 6"x24"
SP SQ

Tutti i formati in 9 mm NAT sono realizzati con la tecnologia PERFORMA.
All 9 mm NAT sizes are produced with PERFORMA technology.

20 mm
800x800 / 31½"x 31½"
ST SQ

Stucchi consigliati Recommended grouts

KERAKOLL	05	
MAPEI	110 Manhattan	
LATICRETE	89 Smoke Grey	

Shade variation



Slight variation



EXCALIBUR LY03

6 mm

1200x2780 / 48"x110"
SP SQ

1200x1200 / 48"x48"
SP SQ

9 mm

1200x1200 / 48"x48"
SP SQ

600x1200 / 24"x48"
SP SQ

800x800 / 31½"x 31½"
SP SQ

600x600 / 24"x24"
SP SQ - NAT SQ

300x600 / 12"x24"
SP SQ - NAT SQ

150x600 / 6"x24"
SP SQ



Tutti i formati in 9 mm NAT sono realizzati con la tecnologia PERFORMA.
All 9 mm NAT sizes are produced with PERFORMA technology.

20 mm

800x800 / 31½"x 31½"
ST SQ



Stucchi consigliati
Recommended grouts

KERAKOLL	05	
MAPEI	112 Grigio Medio	
LATICRETE	78 Sterling Silver	

Shade variation



Slight variation



KING LY09

6 mm

1200x2780 / 48"x110"
SP SQ

9 mm

1200x1200 / 48"x48"
SP SQ

600x1200 / 24"x48"
SP SQ

800x800 / 31½"x 31½"
SP SQ

600x600 / 24"x24"
SP SQ - NAT SQ

300x600 / 12"x24"
SP SQ - NAT SQ

150x600 / 6"x24"
SP SQ



Tutti i formati in 9 mm NAT sono realizzati con la tecnologia PERFORMA.
All 9 mm NAT sizes are produced with PERFORMA technology.

20 mm

800x800 / 31½"x 31½"
ST SQ



Stucchi consigliati
Recommended grouts

KERAKOLL	08	
MAPEI	114 Antracite	
LATICRETE	45 Raven	

Shade variation



Slight variation



V E N O M L Y 0 4

6 mm

1200x2780 / 48"x110"
SP SQ

1200x1200 / 48"x48"
SP SQ

9 mm

1200x1200 / 48"x48"
SP SQ

600x1200 / 24"x48"
SP SQ

800x800 / 31½"x 31½"
SP SQ

600x600 / 24"x24"
SP SQ - NAT SQ

300x600 / 12"x24"
SP SQ - NAT SQ

150x600 / 6"x24"
SP SQ



Tutti i formati in 9 mm NAT sono realizzati con la tecnologia PERFORMA.
All 9 mm NAT sizes are produced with PERFORMA technology.

20 mm

800x800 / 31½"x 31½"
ST SQ



Stucchi consigliati
Recommended grouts

KERAKOLL	11	
MAPEI	114 Antracite	
LATICRETE	45 Raven	

Shade variation



Slight variation



A F T E R G L O W L Y 0 5

6 mm

1200x2780 / 48"x110"
SP SQ

1200x1200 / 48"x48"
SP SQ

9 mm

1200x1200 / 48"x48"
SP SQ

600x1200 / 24"x48"
SP SQ

800x800 / 31½"x 31½"
SP SQ

600x600 / 24"x24"
SP SQ - NAT SQ

300x600 / 12"x24"
SP SQ - NAT SQ

150x600 / 6"x24"
SP SQ



Tutti i formati in 9 mm NAT sono realizzati con la tecnologia PERFORMA.
All 9 mm NAT sizes are produced with PERFORMA technology.



Stucchi consigliati
Recommended grouts

KERAKOLL	20	
MAPEI	110 Manhattan	
LATICRETE	89 Smoke Grey	

Shade variation



Slight variation



VIRIDIUM
LY06

6 mm
1200x2780 / 48"x110"
SP SQ

9 mm
600x1200 / 24"x48"
SP SQ

600x600 / 24"x24"
SP SQ

300x600 / 12"x24"
SP SQ

150x600 / 6"x24"
SP SQ



Stucchi consigliati
Recommended grouts

KERAKOLL	19	
MAPEI	114 Antracite	
LATICRETE	45 Raven	

Shade variation



Slight variation

INDIO
LY07

6 mm
1200x2780 / 48"x110"
SP SQ

9 mm
600x1200 / 24"x48"
SP SQ

600x600 / 24"x24"
SP SQ

300x600 / 12"x24"
SP SQ

150x600 / 6"x24"
SP SQ



Stucchi consigliati
Recommended grouts

KERAKOLL	15	
MAPEI	114 Antracite	
LATICRETE	45 Raven	

Shade variation



Slight variation

PUMPKIN

LY08

9 mm

600x1200 / 24"x48"
SP SQ

600x600 / 24"x24"
SP SQ

300x600 / 12"x24"
SP SQ

150x600 / 6"x24"
SP SQ



Stucchi consigliati
Recommended grouts

KERAKOLL	31	
MAPEI	112 Grigio Medio	
LATICRETE	78 Sterling Silver	

Shade variation



Slight variation

FLOOR . PUMPKIN LY08 SP 600x600 / 24"x24"



NORDIC (FREDDO/COLD) ST

EVO_2/E™ 20 MM



800x800x20 / 31½"x31½"x¾"

2 grafiche
2 graphics

NORDIC è ideale per creare tappeti colorati, dalle nuance fredde o calde, a seconda dell'effetto che si desidera. È realizzato con triangoli colorati a campitura piena, pertanto è idoneo a ad essere abbinato a tutta la gamma EVO_2/E™.

NORDIC is ideal for creating colored rugs, with cold or warm shades, depending on the desired effect. It is made with colored triangles with a full background, therefore it is suitable for being combined with the entire EVO_2/E™ range.

NORDIC (CALDO/WARM) ST

EVO_2/E™ 20 MM



800x800x20 / 31½"x31½"x¾"

2 grafiche
2 graphics

Il decoro PLAY WITH è realizzato con una grafica semplice, ma in grado di formare svariati giochi geometrici, irregolari o forme composte.

The PLAY WITH decoration is made with simple graphics, but it's possible to create several geometric shapes, irregular or with compound "textures".

PLAY WITH ST

EVO_2/E™ 20 MM



LY 03

800x800x20 / 31½"x31½"x¾"

1 grafica
1 graphic

LY 03

800x693x20 / 31½"x27"x¾"

FLOOR . PLAY WITH LY03 SP 800x800 / 31½"x31½" EVO_2/E™

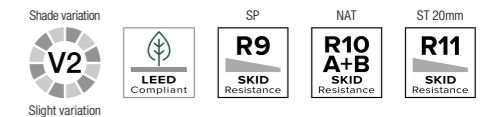


RIASSUNTIVO FORMATI E IMBALLI
SUMMARY OF SIZES AND PACKAGING
ÜBERSICHT ÜBER FORMATE UND VERPACKUNGEN
RÉCAPITULATIF FORMATS ET EMBALLAGES
SINÓPTICO DE FORMATOS Y EMBALAJES
规格和包装概述






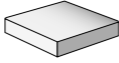


















	150x600 6"x24"	300x600 12"x24"	600x600 24"x24"	800x800 31½"x31½"	600x1200 24"x48"	1200x1200 48"x48"	1200x1200 48"x48"	1200x2780 48"x110"	800x800 31½"x31½"	PLAY WITH 800x800 31½"x31½"	PLAY WITH EXAGON 800x693 31½"x27¼"	NORDIC CALDO / WARM 800x800 31½"x31½"	NORDIC FREDDO / COLD 800x800 31½"x31½"							
	FORMATI - SIZES							FORMATI - SIZES							DECORI 20 mm - DECORS 20 mm					
Spessore - Thickness	≅ 9 mm							≅ 6 mm							≅ 20 mm					
Superficie - Surface	SP SQ		NAT SQ		SP SQ		SP SQ		SP SQ		SP SQ		ST SQ		ST SQ		ST SQ		ST SQ	
Palladium LY 01	AR5V	UR56	AQQ8	UP94	AQP9	AHZ9	UQ03	ADY2	BIM7	US07	-	-	-	-	-	-	-	-	-	-
Nimbus LY 02	AR5W	UR57	AQQ9	UP95	AQQ0	AIA0	UQ04	ADY5	BIM6	US08	ASE7	-	-	-	-	-	-	-	-	-
Excalibur LY 03	AR5X	UR58	AQR0	UP96	AQQ1	AIA1	UQ05	ADY6	BIM8	US09	ASE8	-	-	-	-	-	-	-	-	-
King LY 09	AFZ3	AFZ2	AQR6	AFZ1	AQQ7	AIA4	AFZ4	AHG6	-	AHG1	ASE9	-	-	-	-	-	-	-	-	-
Venom LY 04	AR5Y	UR59	AQR1	UP97	AQQ2	AIA2	UQ06	ADY7	BIM9	US10	ASF0	-	-	-	-	-	-	-	-	-
Afterglow LY 05	AR5Z	UR60	AQR2	UP98	AQQ3	AIA3	UQ07	ADY8	BIN0	US11	-	-	-	-	-	-	-	-	-	-
Viridium LY 06	AR6A	UR61	-	UP99	-	-	UQ08	-	-	ATK4	-	-	-	-	-	-	-	-	-	-
Indio LY 07	ADM5	UR62	-	UQ01	-	-	UQ10	-	-	ATK4	-	-	-	-	-	-	-	-	-	-
Pumpkin LY 08	AR6B	UR63	-	UQ02	-	-	UQ11	-	-	-	-	-	-	-	-	-	-	-	-	-
Peso lordo per scatola Gross weight per box Bruttogewicht pro Karton Poids brut par boîte Peso bruto por caja Вес брутто коробки	26,92	26,18		22,50		27,36	32,29	61,56	41,44		29,70	-	-	-	-	-	-	-	-	-
Pezzi per scatola Pieces for box Stück pro Karton Pièces pour boîte Piezas por caja Штук в коробке	14	7		3		2	2	2	2		1	1	1	1	1	1	1	1	1	1
mq. scatola mq. box mq. Karton mq. boîte mq. caja кв.м в коробке	1,26	1,26		1,08		1,28	1,44	2,88	2,88		0,64	-	-	-	-	-	-	-	-	-
Scatole / full pallet Boxes / full pallet Stück / volle Palette Pièces / palette complete Cajas / pallet completo Коробок в палете	40	40		40		48	35	20	20		42	-	-	-	-	-	-	-	-	-
mq./pallet	50,40	50,40		43,20		61,44	50,40	57,60	57,60		26,88	-	-	-	-	-	-	-	-	-

A: Disponibile - Available
 * Decoro su rete - Mesh-backed decoration

SP: Spazzolato
 NAT: Naturale - Natural - Natur-unpoliert - Naturelle - Natural - Naturalный
 ST: Strutturato - Structured - Strukturiert - Structur - Estructurado - Структурированный



RIASSUNTIVO FORMATI E IMBALLI
SUMMARY OF SIZES AND PACKAGING
ÜBERSICHT ÜBER FORMATE UND VERPACKUNGEN
RÉCAPITULATIF FORMATS ET EMBALLAGES
SINÓPTICO DE FORMATOS Y EMBALAJES
规格和包装概述

	 Mosaico 36T* 300x300 12"x12"	 Plume 300x300 12"x12"	 Foliage 323x305 12 ³ / ₄ "x12"	 Battiscopa 72x600 27 ¹ / ₈ "x24"	 72x800 27 ¹ / ₈ "x311/2"	 Gradino B Ang. 330x330 13 ¹ / ₈ "x13 ¹ / ₈ "	 Gradino B 330x800 13 ¹ / ₈ "x311/2"	 330x600 13 ¹ / ₈ "x24"	 330x1200 13 ¹ / ₈ "x48"	 Gradino A 330x800 13 ¹ / ₈ "x311/2"	 300x600 12"x24"	 330x1200 13 ¹ / ₈ "x48"	 Gradino G 300x600 12"x24"	 330x800 13 ¹ / ₈ "x311/2"	
DECORI - DECORS															
Spessore - Thickness															
Superficie - Surface	SP	SP	SP	SP	SP	SP	SP	SP	SP	SP	SP	SP	SP	SP	
	Palladium LY 01	ADC6	ADF0	ADD4	ADB8	ALG7	ACX0	ACX8	A	ACY6	ACZ4	A	ADA2	ADB0	A
	Nimbus LY 02	ADC7	ADF1	ADD5	ADB9	ALG8	ACX1	ACX9	A	ACY7	ACZ5	A	ADA3	ADB1	A
	Excalibur LY 03	ADC8	ADF2	ADD6	ADC0	ALG9	ACX2	ACY0	A	ACY8	ACZ6	A	ADA4	ADB2	A
	King LY 09	AIC5	AID7	AID8	AIQ9	ALH2	AIQ3	AIQ4	A	AIQ5	AIQ6	A	AIQ8	AIQ7	A
	Venom LY 04	ADC9	ADF3	ADD7	ADC1	ALH0	ACX3	ACY1	A	ACY9	ACZ7	A	ADA5	ADB3	A
	Afterglow LY 05	ADD0	ADF4	ADD8	ADC2	ALH1	ACX4	ACY2	A	ACZ0	ACZ8	A	ADA6	ADB4	A
	Viridium LY 06	ADD1	ADF5	ADD9	ADC3	-	ACX5	ACY3	-	ACZ1	ACZ9	-	ADA7	ADB5	-
	Indio LY 07	ADD2	ADF6	ADE0	ADC4	-	ACX6	ACY4	-	ACZ2	ADA0	-	ADA8	ADB6	-
	Pumpkin LY 08	ADD3	ADF7	ADE1	ADC5	-	ACX7	ACY5	-	ACZ3	ADA1	-	ADA9	ADB7	-
	Pezzi per scatola Pieces for box Stück pro Karton Pièces pour boîte Piezas por caja Літкі в кофолке	6	6	10	10	10	4	4	4	2	7	7	4	7	7

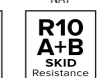
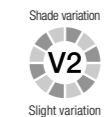
A: Disponibile - Available

* Decoro su rete - Mesh-backed decoration

SP: Spazzolato

NAT: Naturale - Natural - Natur-unpoliert - Naturelle - Natural - Натуральный

ST: Strutturato - Structured - Strukturiert - Structur - Estructurado - Структурированный



CARATTERISTICHE TECNICHE
TECHNICAL SPECIFICATIONS - TECHNISCHE EIGENSCHAFTEN
CARACTÉRISTIQUES TECHNIQUES - CARACTERÍSTICAS TÉCNICAS
ТЕХНИЧЕСКИЕ ХАРАКТЕРИСТИКИ - 技术特征

STANDARD EN 14411 - G

	CARATTERISTICHE TECNICHE TECHNICAL DATA TECHNISCHE DATEN CARACTERISTIQUES TECHNIQUES CARACTERÍSTICAS TÉCNICAS ТЕХНИЧЕСКИЕ ХАРАКТЕРИСТИКИ 技术特征	NORMA STANDARD NORM NORME NORMA ЗНАЧЕНИЯ 标准	VALORI PRESCRITTI DALLE NORME EN 14411 - G INTERNATIONAL STANDARDS EN 14411 - G INTERNATIONALE NORMWERTE EN 14411 - G VALEURS PREVUES PAR LES NORMES EN 14411 - G VALORES PREVISTOS POR LAS NORMAS EN 14411 - G ПРЕДУСМОТРЕННЫЕ СТАНДАРТОМ EN 14411-G EN 14411 - G标准规定值	*VALORE MEDIO MIRAGE MIRAGE AVERAGE VALUE MIRAGE MITTELWERT VALEURS MOYEN MIRAGE VALOR MEDIO MIRAGE СРЕДНЕЕ ЗНАЧЕНИЕ MIRAGE MIRAGE平均值		
	CARATTERISTICHE DIMENSIONALI - SIZE CHARACTERISTICS - MASSEIGENSCHAFTEN DETERMINATION DES CARACTERISTIQUES DIMENSIONNELLES - CARACTERÍSTICAS DIMENSIONALES - РАЗМЕРНЫЕ ХАРАКТЕРИСТИКИ - 尺寸特征					
	LATI SIDES - SEITEN COTES - CANTOS РАЗМЕРЫ СТОРОН - 側边	EN ISO 10545-2	± 0,3% MAX (± 1,0 mm MAX)	CONFORME COMPLYING		
	SPESORE THICKNESS - DICKE ÉPAISSEUR - ESPESOR ТОЛЩИНА - 厚度	EN ISO 10545-2	± 5,0% MAX (± 0,5 mm MAX)	CONFORME COMPLYING		
	RETTILINEITÀ DEGLI SPIGOLI STRAIGHTNESS OF SIDES - GERADLINIGKEIT DER KANTEN RECTITUDE DES ARETES - RECTITUD DE LOS CANTOS КОСОУГОЛЬНОСТЬ - 边角平直度	EN ISO 10545-2	± 0,3% MAX (± 0,8 mm MAX)	CONFORME COMPLYING		
	ORTOGONALITÀ RECTANGULARITY - RECHTWINKLIGKEIT PERPENDICULARITÉ - ORTOGONALIDAD КРИВИЗНА СТОРОН - 直角度	EN ISO 10545-2	± 0,3% MAX (± 1,5 mm MAX)	CONFORME COMPLYING		
	PLANARITÀ SURFACE FLATNESS - EBENFLÄCHIGKEIT PLANEITE DE SURFACE - PLANEIDAD КРИВИЗНА ЛИЦЕВОЙ ПОВЕРХНОСТИ - 平整度	EN ISO 10545-2	± 0,4% MAX (± 1,8 mm MAX)	CONFORME COMPLYING		
	ASSORBIMENTO D'ACQUA WATER ABSORPTION - WASSERAUFNAHME ABSORPTION D'EAU - ABSORCIÓN DE AGUA ВОДОПОГЛОЩЕНИЕ - 吸水率	EN ISO 10545-3	≤ 0,5%	≤ 0,1%		
	RESISTENZA ALLA FLESSIONE FLEXION RESISTANCE - BIEGEFESTIGKEIT RESISTANCE A LA FLEXION - RESISTENCIA A LA FLEXIÓN ПРЕДЕЛ ПРОЧНОСТИ ПРИ ИЗГИБЕ - 抗弯强度	EN ISO 10545-4	S ≥ 700 N (< 7,5 mm) S ≥ 1.300 N (> 7,5 mm) R ≥ 35 N/mm².	≠6 mm: S ≥ 1100 N R ≥ 45 N/mm² ≠9 mm: S ≥ 2.400 N R ≥ 48 N/mm² ≠20 mm: S ≥ 12.500 N R ≥ 48 N/mm²		
	RESISTENZA ALL'URTO IMPACT RESISTANCE - STOSSFESTIGKEIT RESISTANCE AUX CHOCS - RESISTENCIA A LOS GOLPES УДАРОСТОЙКОСТЬ - 抗冲击强度	EN ISO 10545-5	VALORE DICHIARATO DECLARED VALUE	> 0,80		
	RESISTENZA ALL'ABRASIONE ABRASION RESISTANCE - ABRIEBFESTIGKEIT RESISTANCE A L'ABRASION - RESISTENCIA A LA ABRASIÓN СТОЙКОСТЬ К ИСТИРАНИЮ - 耐磨强度	EN ISO 10545-6	≤ 175 mm³	< 150 mm³		
	COEFFICIENTE DI DILATAZIONE TERMICA LINEARE COEFFICIENT OF LINEAR THERMAL-EXPANSION - LINEARER WÄRMEAUDEHNUNGSKOEFFIZIENT COEFFICIENT DE DILATATION THERMIQUE LINEAIRE - COEFICIENTE DE DILATACIÓN TÉRMICA LINEAL КОЭФФИЦИЕНТ ЛИНЕЙНОГО ТЕРМИЧЕСКОГО РАСШИРЕНИЯ - 线性热膨胀系数	EN ISO 10545-8	—	α=6,6x10 ⁻⁶ °C ⁻¹		
	RESISTENZA AGLI SBALZI TERMICI RESISTANCE TO THERMAL SHOCKS - BESTÄNDIGKEIT GEGEN TEMPERATURSCHWANKUNGEN RESISTANCE AUX CHOCS THERMIQUES - RESISTENCIA A LOS CHOQUES TÉRMICOS СТОЙКОСТЬ К ПЕРЕПАДАМ ТЕМПЕРАТУРЫ - 耐热突变性	EN ISO 10545-9	TEST SUPERATO SECONDO EN ISO 10545-1 PASS ACCORDING EN ISO 10545-1	NESSUN DANNO NO DAMAGE		
	RESISTENZA AL GELO FROST RESISTANCE - FROSTBESTÄNDIGKEIT RESISTANCE AU GEL - RESISTENCIA AL HIELO МОРОЗОСТОЙКОСТЬ - 耐冻性	EN ISO 10545-12	TEST SUPERATO SECONDO EN ISO 10545-1 PASS ACCORDING EN ISO 10545-1	NESSUN DANNO NO DAMAGE		
	RESISTENZA ALL'ATTACCO CHIMICO RESISTANCE TO CHEMICALS - CHEMIKALIENBESTÄNDIGKEIT RESISTANCE A L'ATTAQUE CHIMIQUE - RESISTENCIA QUÍMICA ХИМИЧЕСКАЯ СТОЙКОСТЬ - 耐化学品作用	EN ISO 10545-13	UB MIN.	A LA HA		
	RESISTENZA ALLE MACCHIE RESISTANCE TO STAINS - FLECKENBESTÄNDIGKEIT RESISTANCE AUX TACHES - RESISTENCIA A LAS MANCHAS УСТОЙЧИВОСТЬ К ПЯТНООБРАЗОВАНИЮ - 防污性	EN ISO 10545-14	VALORE DICHIARATO DECLARED VALUE	5		
	CESSIONE DI PIOMBO E CADMIO LEAD AND CADMIUM DISCHARGE - ABGABE VON BLEI UND CADMIUM PERTE DE PLOMB ET CADMIUM - CESIÓN DE PLOMO Y CADMIO ВЫДЕЛЕНИЕ СВИНЦА И КАДМИЯ - 铅和镉的排放	EN ISO 10545-15	VALORE DICHIARATO DECLARED VALUE	< AL LIMITE DI RILEVAMENTO < THAN INSTRUMENT LIMIT		
				SP	NAT	ST 20mm
	DM 236/89 BCRA	> 0,40		> 0,40		> 0,40
	ANSI A326.3	Wet and Dry		≥ 0,42	≥ 0,42	≥ 0,55
	AS 4586	-		P2	P3	P5
	DIN 51130	-		R9	R10	R11
	DIN 51097	-		-	A+B	A+B+C
	UNE 41901	≥ CL1		CL1	CL2	CL3
	BS 7976 sl.96-4S	Wet and Dry		-	≥ 0,36	≥ 0,36
	BS 7976 sl.55-TRL	Wet and Dry		-	≥ 0,36	≥ 0,36
	SCIVOLOSITÀ SKID RESISTANCE - RUTSCHWERT GLISSANCE - ADHERENCIA СКОЛЬЗКОСТЬ - 防滑性					

Per i certificati specifici, contattare Mirage SpA - For specific certificates, please contact Mirage SpA - Für die speziellen Zertifikate wenden Sie sich bitte an Mirage SpA - Pour les certificats spécifiques, veuillez contacter Mirage SpA
 Para los certificados específicos, contactar Mirage SpA - Для сертификатов обращайтесь в компанию Mirage SpA - 关于具体的证书, 请联系Mirage SpA公司

INSPIRING
 BETTER
 LIVING





Made in Italy

www.mirage.it



Mirage Granito Ceramico S.p.a.
41026 - Pavullo (MO) ITALY - Via Giardini Nord, 225
Tel. +39 0536 29611 - Fax +39 0536 21065
info@mirage.it - www.mirage.it