

SUBWAY LAB
by WOW

light in motion

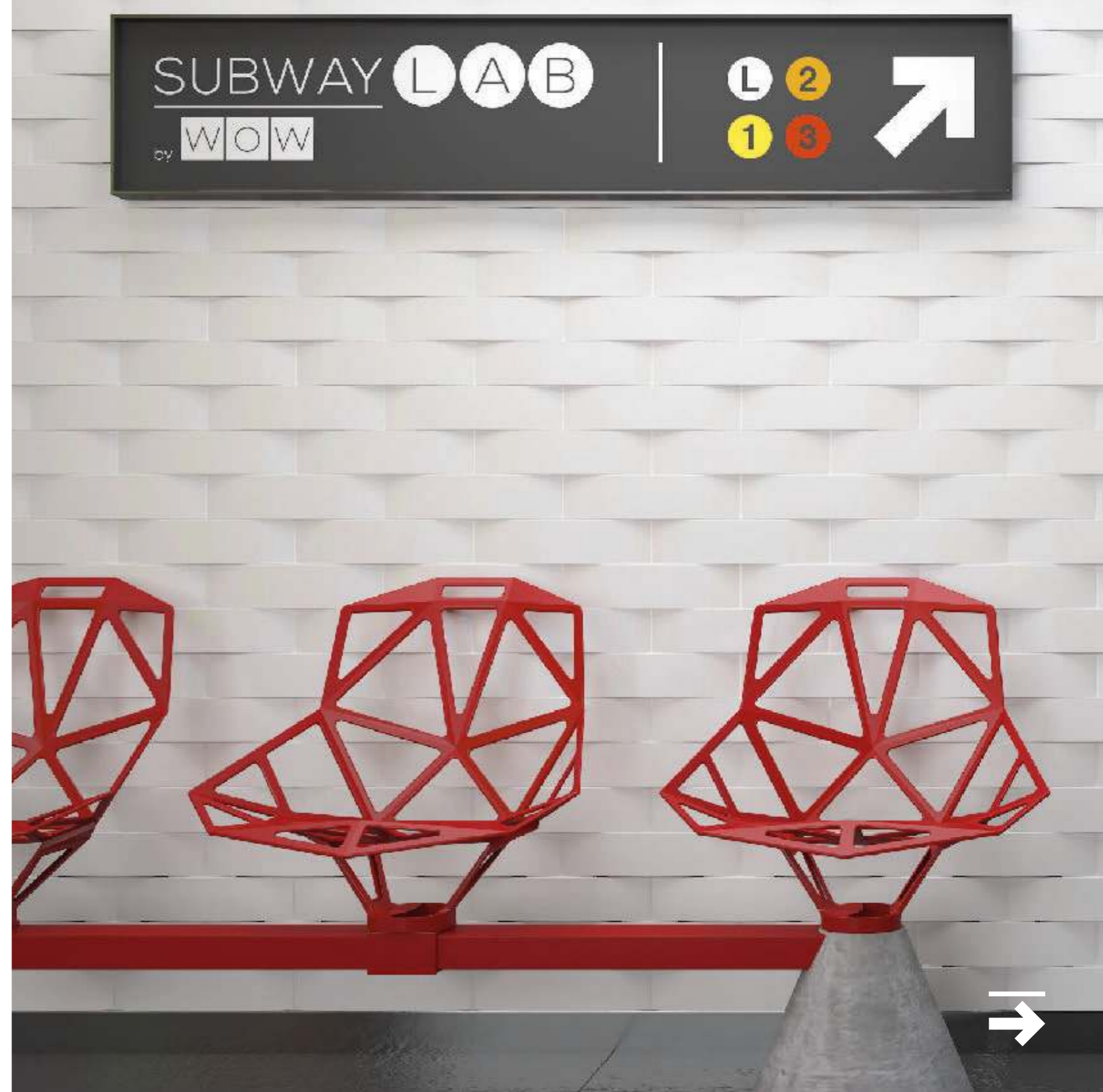
2017



Simplicity is the ultimate form
of sophistication.

La simplicidad es la forma máxima
de sofisticación.

Leonardo da Vinci





Perfection is not a small thing,
but is made of small things.

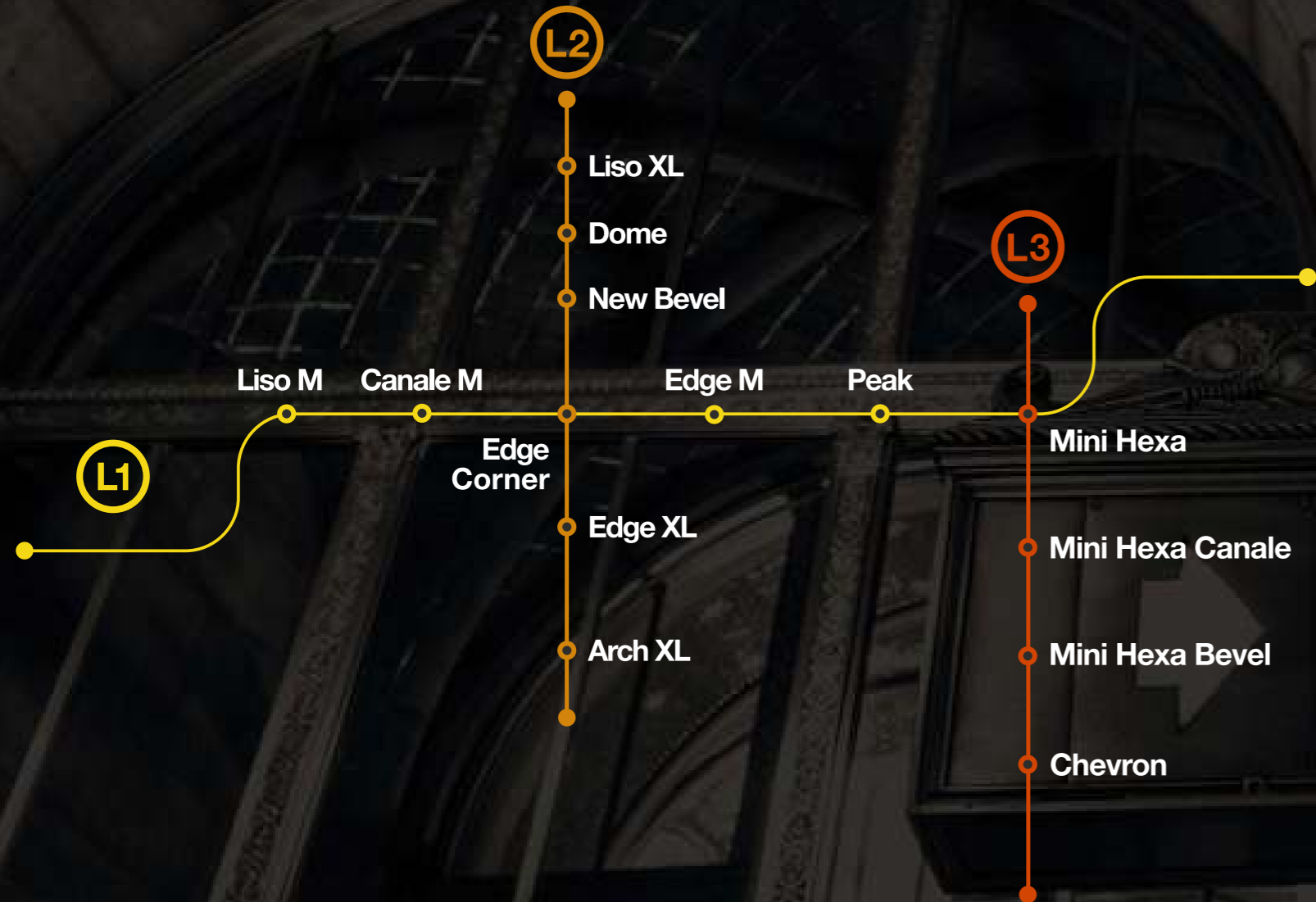
La perfección no es cosa pequeña,
pero está hecha de pequeñas cosas.

Miguel Ángel



Subway Lab

by WOW



light in motion

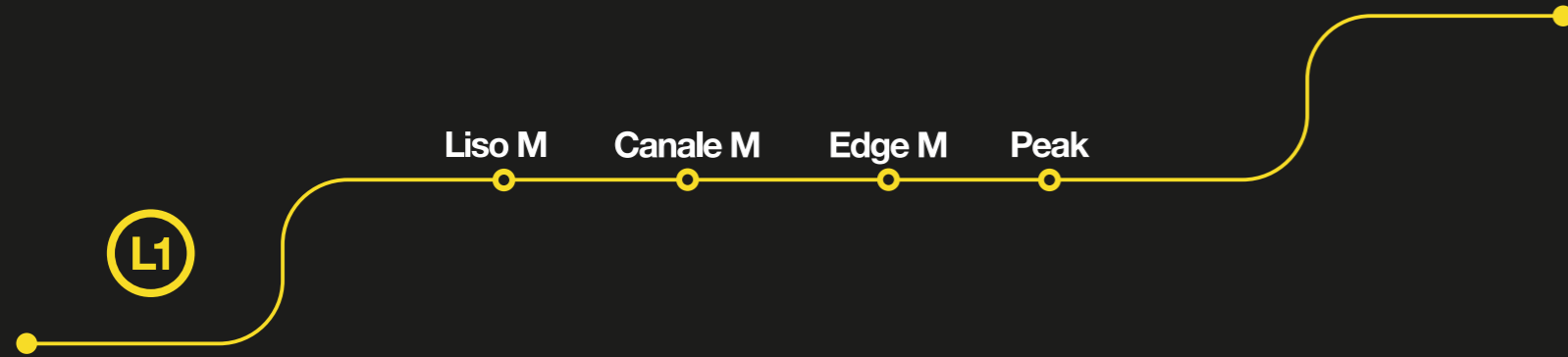


Subway Lab

by WOW

1 Line One

Colours Line One



- G1. Ice White Gloss
- G2. Pearl Gloss
- M1. Ice White Matt
- M2. Ash Grey Matt
- M3. Graphite Matt

Subway Lab

by WOW

1 Line One

Shapes Line One



Liso M
3"x6" / 7,5x15 cm



Canale M
3"x6" / 7,5x15 cm
*8 different pieces randomly mixed



Peak
3"x6" / 7,5x15 cm
*8 different pieces randomly mixed



Edge M
0,3"x6" / 0,8x15 cm



Edge Corner
0,3"x0,3"x0,3" / 0,8x0,8x0,8 cm

Subway Lab
by WOW

C Canale M

Inspiration Line One

Colours

M1

M1. Ice White Matt



Subway Lab
by WOW

P L E Peak + Liso M + Edge M

Inspiration Line One



Colours

M1

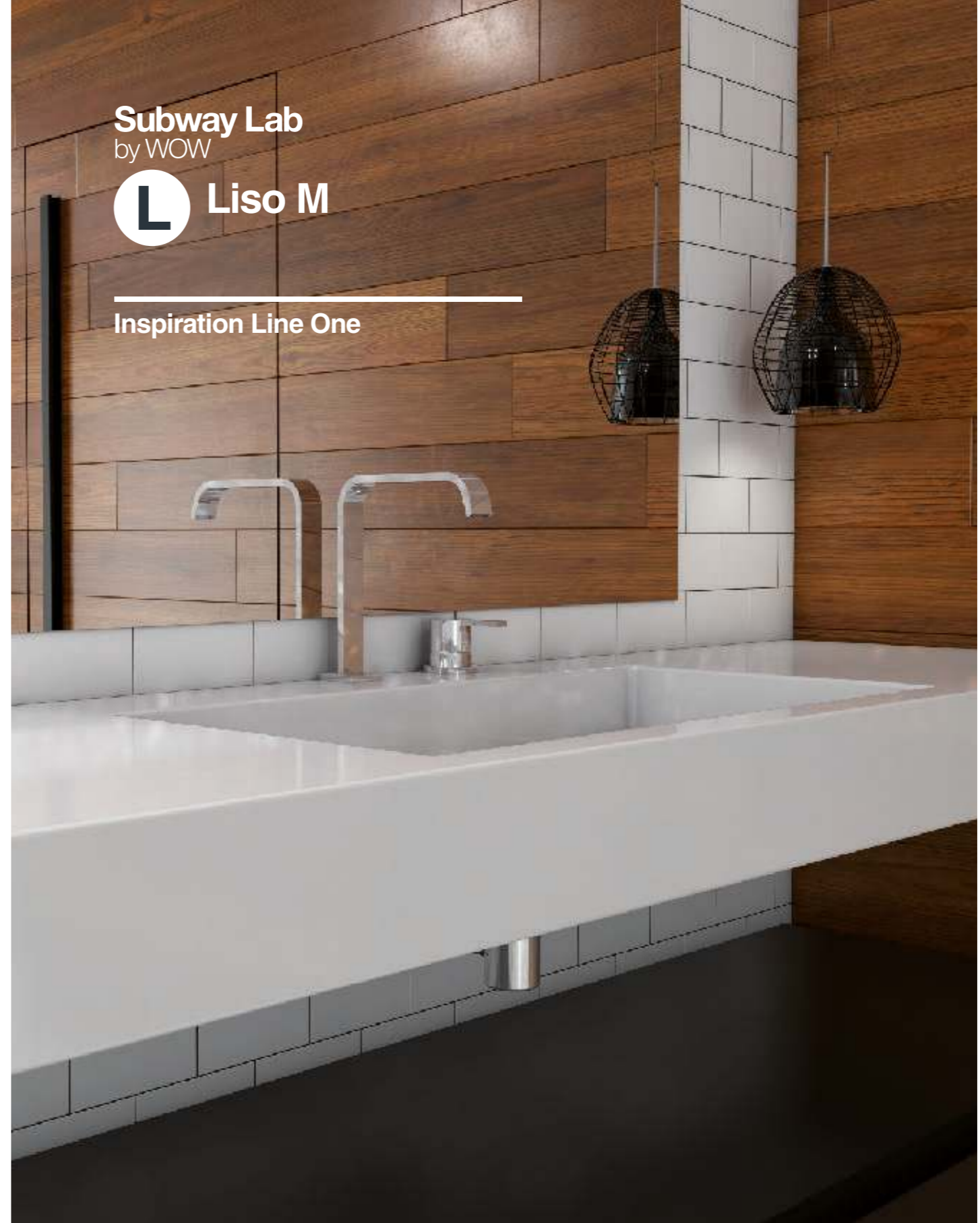
G2

M1. Ice White Matt
G2. Pearl Gloss

Subway Lab
by WOW

L Liso M

Inspiration Line One



Colours

M1

M1. Ice White Matt

2 Line Two

Colours Line Two



G1. Ice White Gloss
G2. Pearl Gloss
M1. Ice White Matt
M2. Ash Grey Matt
M3. Graphite Matt

*Arch XL: Only available in Matt/ Solamente disponible en Mate

L2

- Liso XL
- Dome
- New Bevel
- Edge Corner
- Edge XL
- Arch XL*

2 Line Two

Shapes Line Two



Liso XL
3"x12" / 7,5x30 cm



Dome
3"x12" / 7,5x30 cm



New Bevel
3"x12" / 7,5x30 cm



Arch XL
3"x12" / 7,5x30 cm



Edge XL
0,3"x12" / 0,8x30 cm



Edge Corner
0,3"x0,3"x0,3" / 0,8x0,8x0,8 cm

Subway Lab
by WOW

L E Liso XL + Edge XL

Inspiration Line Two

Colours

G6

G6. Graphite Gloss



Subway Lab
by WOW

A Arch XL + Edge XL

Inspiration Line Two



Subway Lab
by WOW

D Dome

Inspiration Line Two

Colours

M1

M1. Ice White Matt

Colours

M1

M1. Ice White Matt

Colours

M1

M1. Ice White Matt

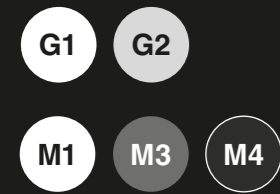
Subway Lab
by WOW

B E New Bevel + Edge XL

Inspiration Line Two

3 Line Three

Colours Line Three




G1. Ice White Gloss
G2. Pearl Gloss

M1. Ice White Matt
M3. Ash Grey Matt
M4. Graphite Matt



3 Line Three

Shapes Line Three



Mini Hexa
6"x7" / 15x17,3 cm

Mini Hexa Canale
6"x7" / 15x17,3 cm
*4 different pieces randomly mixed

Chevron A
2"x9" / 5x23 cm



Chevron B
2"x9" / 5x23 cm

Subway Lab
by WOW

M Mini Hexa

Inspiration Line Three

Colours

M1

M1. Ice White Matt



Colours

M4

M4. Graphite Matt

Subway Lab
by WOW

C Mini Hexa Canale

Inspiration Line Three

Colours

M1

M3

M4

M1. Ice White Matt
M3. Ash Grey Matt
M4. Graphite Matt

Subway Lab
by WOW

V Chevron

Inspiration Line Three





Layout Solutions/ Ideas de Colocación

Subway Lab
by WOW



Colours

M4

M4. Graphite Matt

Subway Lab
by WOW

A L E

Arch XL + Liso XL + Edge XL

Inspiration Line Two

Colours

M4

M1

M4. Graphite Matt
M1. Ice White Matt

Subway Lab
by WOW

B L New Bevel + Liso XL

Inspiration Line Two



Colours

G1

G6

G1. Ice White Gloss
G6. Graphite Gloss

Subway Lab
by WOW

B L New Bevel + Liso XL

Inspiration Line Two



Colours

M1

M1. Ice White Matt

Subway Lab
by WOW

DD Delta XL + Delta M

Inspiration Line One + Line Two

Subway Lab
by WOW

L C Liso M + Canale M

Inspiration Line One

Colours

M1

M4

M1. Ice White Matt
M4. Graphite Matt



Colours

M4

M4. Graphite Matt

Subway Lab
by WOW

V Chevron

Inspiration Line Three



Subway Lab
by WOW

C Mini Hexa Canale

Inspiration Line Three

Colours

M1

M1. Ice White Matt



Subway Lab
by WOW

F Floor tiles by WOW

Porcelain Floors


Compatible with Line One, Line Two & Line Three



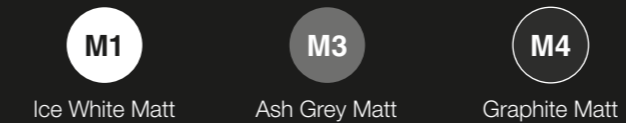
More about Floor Tiles by WOW
www.wowdesigneu.com

F Floor tiles by WOW

Shapes



Colours



Subway Lab
by WOW

T Triangle Floor

Inspiration Floor tile



Colours

M1

M1. Ice White Matt

H Hexa Floor + Chevron Floor

Inspiration Floor tiles



Colours

M3

M3. Ash Grey Matt

Subway Lab
by WOW

T Trapezium Floor

Inspiration Floor tile



Colours

M3

M3. Ash Grey Matt

C Chevron Floor

Inspiration Floor tiles




Colours

M1


M1. Ice White Matt

1 2 3 Line One + Line Two + Line Three


Layout Solutions / Ideas de colocación




Layout solution n° 1




Layout solution n° 2




Layout solution n° 3




Layout solution n° 4




Layout solution n° 5




Layout solution n° 6




Layout solution n° 7




Layout solution n° 8




Layout solution n° 9



Layout solution n° 10



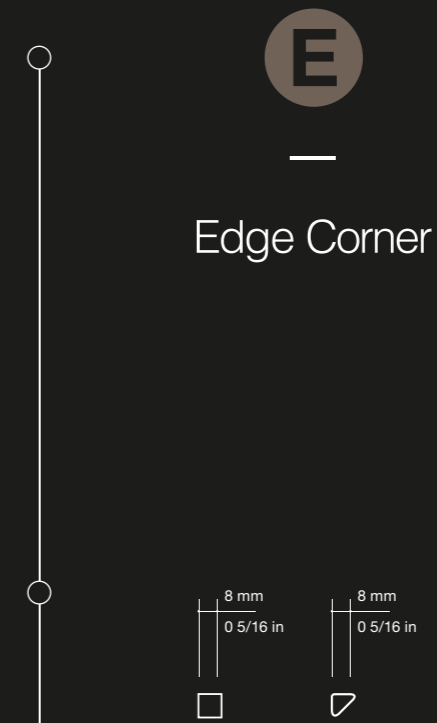
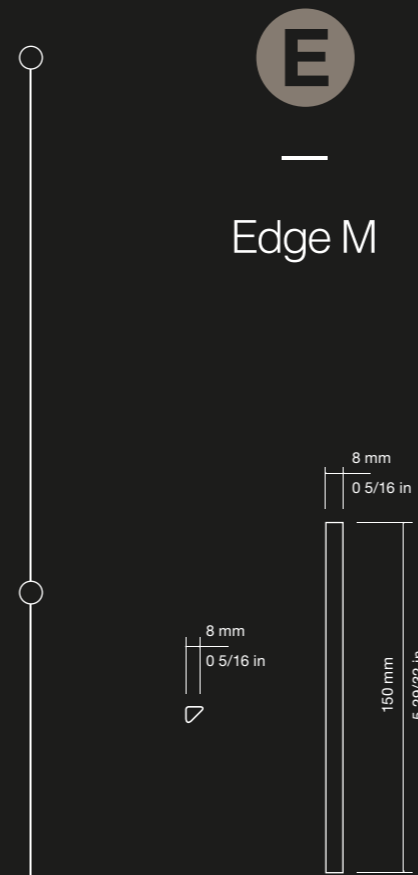
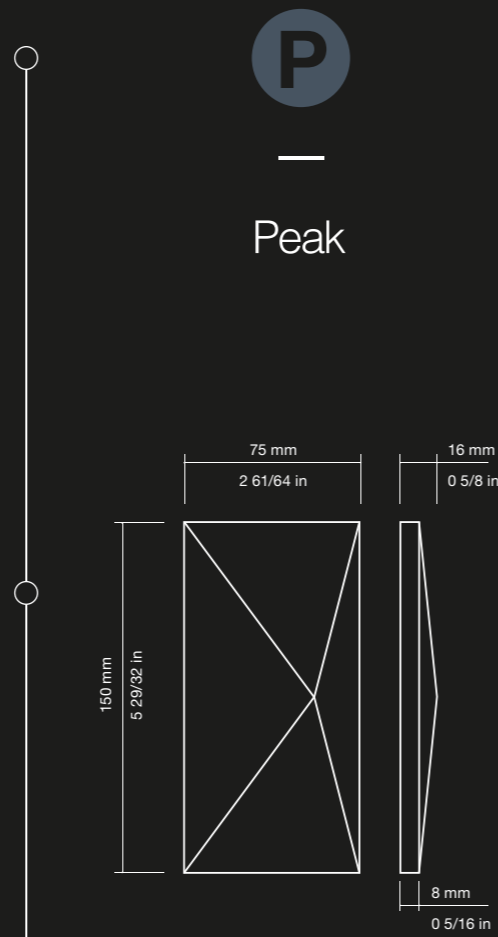
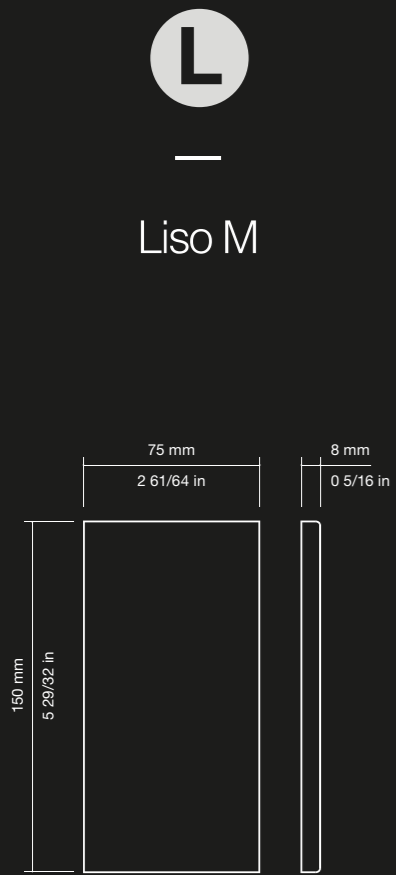
Layout solution n° 11



Layout solution n° 12

1 Line One


Technical Drawings Line One



Technical Drawings Line Two

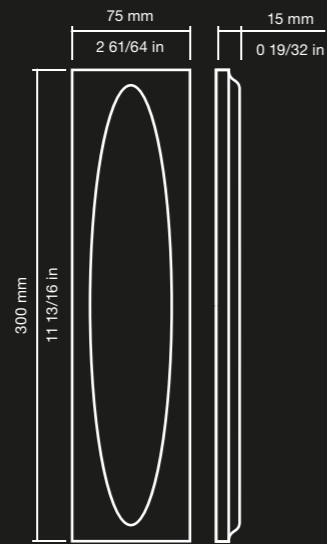
L

Liso XL




C

Dome



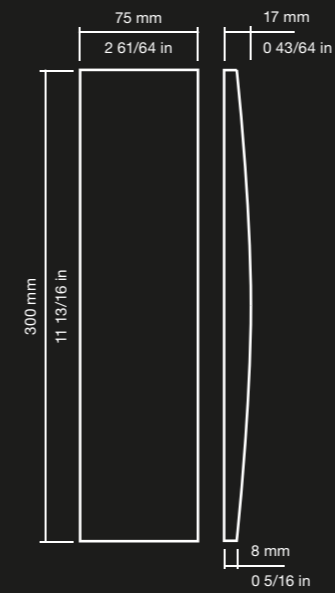
B

New Bevel



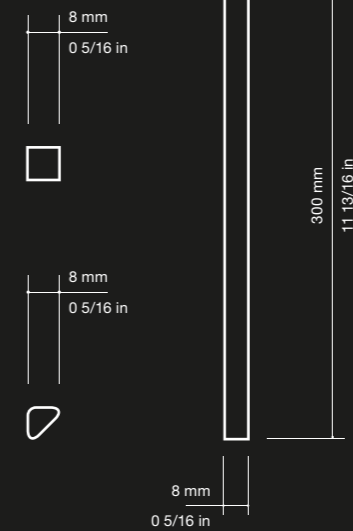
A

Arch XL



E

Edge XL
& Corner

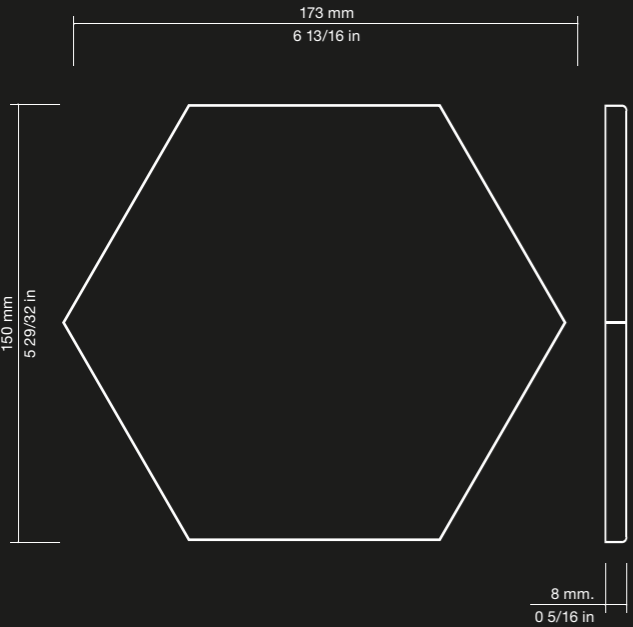


3 Line Three

Technical Drawings Line Three

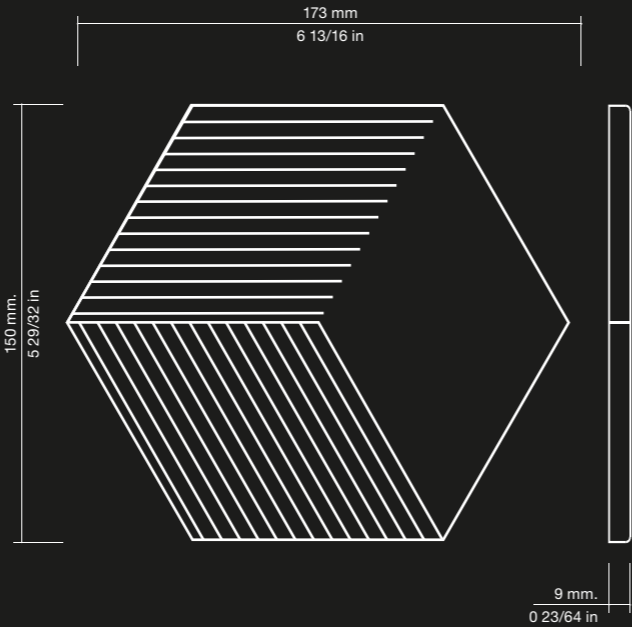
M

Mini Hexa



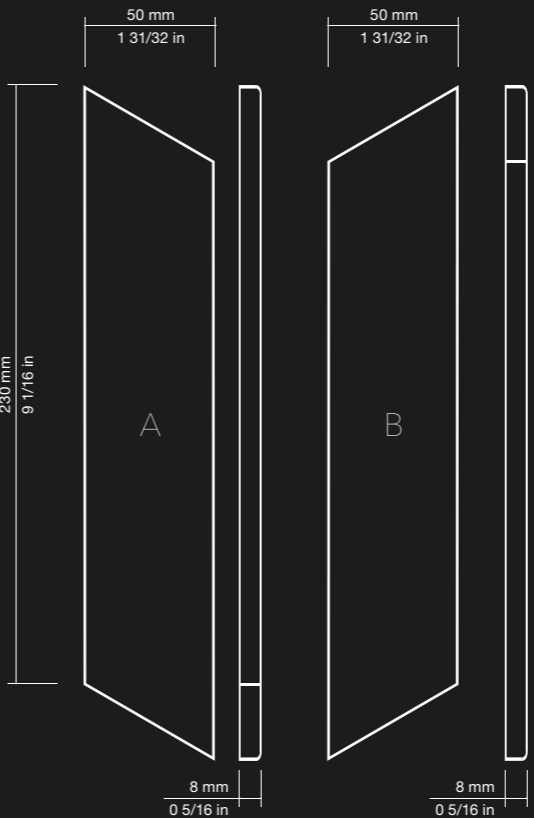
C

Mini Hexa Canale



V








Chevron



T

Technical Features/ Información Técnica
Line One + Two + Three

Technical features for Dry-Pressed ceramic tiles with water absorption BIII ($E_b > 10\%$)
Características técnicas para las baldosas cerámicas prensadas en seco del grupo BIII ($E_b > 10\%$)

FEATURES/ CARACTERÍSTICAS	SPECIFICATION/ ESPECIFICACIÓN	NORMA
 Dimensional Features.	74 mm +/- 0,5% x 149.5 mm +/-0,5% 74 mm +/- 0,5% x 300 mm +/- 0,5% 150 mm +/- 0,5% x 173 mm +/- 0,5% 50 mm +/- 0,5% x 230 mm +/- 0,5%	UNE-EN ISO 10545-2:1998
 Water absorption.	$E_b > 10\%$	UNE-EN ISO 10545-3:1997
 Modulus of rupture and breaking strength.	Minimum 15 N/mm ² Individual Minimum 12 N/mm ²	UNE-EN ISO 10545-4:2012
 Crazing resistance.	Pass	UNE-EN ISO 10545-11:1997
 Household products resistance.	GA	UNE-EN ISO 10545-13:1998
 Chemical resistance.	GHA	UNE-EN ISO 10545-13:1998
 Stain resistance.	Class 5	UNE-EN ISO 10545-14:1998

R

Recommendations
Line One + Two + Three

BEFORE INSTALLING THE PRODUCT

The surface where the product is being installed must be clean and level.

It is recommended that the layout of the product is prepared before the final installation.

Make sure you choose an adhesive apt for the area where the product is being installed.

For installation on porous surfaces we recommend: Kerakoll Special® Eco, and for Non-porous surfaces: Kerakoll serie H40® Eco.

Also recommended as grouting mortar: Kerakoll Fugabella® Eco Porcelana 0-5 and for the areas susceptible to stains such as the backsplash: Kerakoll Fugalite® Eco.

TO ENHANCE YOUR WOW PRODUCT

In order to obtain the maximum WOW effect, use 1 mm (0 3/64 in) spacers between the tiles to maintain an even installation over the whole surface.

The colour of the grout should be as close as possible to the colour of your product.

Once the area has been grouted, and before the grout dries, remove any excess material with a damp sponge.

To enhance the light and shadow effect of WOW, adequate vertical lighting over the product should be installed (ideally, above the highest point of the installation)

MAINTENANCE

Maintenance free. Easy and practical to care for, due to the high standard of technical characteristics in each WOW ceramic product.

Avoid abrasive or acidic cleaning products.

R

Recomendaciones
Line One + Two + Three

ANTES DE LA COLOCACIÓN

Preparar la superficie sobre la que se va a colocar tu producto WOW. Debe estar limpia y aplomada.

Se recomienda plantear la colocación, previo a su instalación.

Elegir el material de agarre en función de las características de la superficie.

Se recomienda para colocación general en superficies porosas: Kerakoll special® Eco. y para superficies no porosas como el pladur: kerakoll serie H40® Eco.

Se recomienda el tipo de mortero de rejuntado en función de la zona de colocación. Colocación general: Kerakoll fugabella® Eco porcelana 0-5 y para las zonas más susceptibles a manchas como pueda ser la cocina: Kerakoll Fugalite® Eco.

PARA ENSALZAR EL ASPECTO DE TU PRODUCTO WOW

Se recomiendan separadores de 1mm. para colocar las piezas y conseguir de esta forma un aspecto WOW optimo.

También se aconseja el color de rejuntado similar al color del producto elegido.






Una vez rejuntado el producto, y antes de que se endurezca, retirar el material sobrante de rejuntado con una esponja mojada en agua.

Para potenciar el pronunciado efecto de luz y sombra sobre cada pieza, es de vital importancia colocar luz cenital, situada verticalmente sobre el producto.






MANTENIMIENTO

Práctico y sencillo de limpiar, dadas las excelentes características técnicas del producto WOW, tan sólo es necesario un cuidado rutinario, evitando la utilización de productos abrasivos o ácidos.

ENCAJADO/ PACKING

					
Modelo/ Model	Tamaño/ Size (cm)	Piezas/Caja Pieces/Box	kg/Caja kg/ Box	m ² /Caja sqm/ Box	cajas/Palet Boxes/ Pallet
Liso M	7,5x15	46	7,42 kg	0,509 m ²	132
Canale M	7,5x15	42	7,29 kg	0,465 m ²	132
Peak	7,5x15	32	6,00 kg	0,354 m ²	132
Liso XL	7,5x30	23	7,52 kg	0,511 m ²	132
Dome	7,5x30	14	5,33 kg	0,311 m ²	132
Arch XL	7,5x30	12	5,35 kg	0,266 m ²	132
New Bevel	7,5x30	16	6,02 kg	0,355 m ²	132
Mini Hexa	15x17,3	30	8,34 kg	0,578 m ²	80
Mini Hexa Canale	15x17,3	30	8,60 kg	0,578 m ²	80
Chevron	5x23	23	3,77 kg	0,263 m ²	150
Edge M	0,8x15	10	0,25 kg	1,495 m	-
Edge XL	0,8x30	10	0,39 kg	3,000 m	-
Edge Corner	0,8x0,8x0,8	-	-	-	-

PACKING

					
Model	Size (in)	Pieces/Box	Lbs/ Box	sq ft/ Box	Box/ Pallet
Liso M	3"x6"	46	16,36 lb	5,479 sq ft	132
Canale M	3"x6"	42	16,07 lb	5,005 sq ft	132
Peak	3"x6"	32	13,23 lb	3,810 sq ft	132
Liso XL	3"x12"	23	16,58 lb	5,500 sq ft	132
Dome	3"x12"	14	11,75 lb	3,348 sq ft	132
Arch XL	3"x12"	12	11,79 lb	2,863 sq ft	132
New Bevel	3"x12"	16	13,27 lb	3,821 sq ft	132
Mini Hexa	6"x7"	30	18,38 lb	6,222 sq ft	80
Mini Hexa Canale	6"x7"	30	18,96 lb	6,222 sq ft	80
Chevron	2"x9"	23	8,32 lb	2,831 sq ft	150
Edge M	0,3"x6"	10	0,55 lb	4,905 ft	-
Edge XL	0,3"x12"	10	0,86 lb	9,843 ft	-
Edge corner	0,3"x0,3"x0,3"	-	-	-	-



©2019 Tendencias Cerámicas
WOW, registered trademark of Tendencias Cerámicas, S.L.

The brand use or reproduction of the contents of this catalog, is protected by copyright law. Any use of the brand or reproduction thereof, in part or total, must be authorized by Tendencias Cerámicas, S.L. Otherwise, this action can be sanctioned according to the Law.

©2019 Tendencias Cerámicas
WOW, marca registrada por Tendencias Cerámicas, S.L.

La utilización de la marca o la reproducción del contenido de este catálogo está protegida por la Ley de Propiedad Intelectual. Cualquier uso de la marca o la reproducción del mismo, en parte o en su totalidad, debe ser autorizada por Tendencias Cerámicas, S.L., pudiendo, en caso contrario, ser esta acción sancionada de acuerdo con la Ley.

WOW reserves the right to modify and/or discontinue certain models displayed in this catalogue.
The colour of the pieces displayed herein may differ slightly from originals.
The settings shown in this catalogue are design proposals for advertising purposes.
In real situations in wich the pieces are laid, the installation instructions published by WOW should be followed.

WOW se reserva el derecho de modificar y/o suprimir ciertos modelos expuestos en este catálogo sin previo aviso.
Los colores de las piezas pueden presentar ligeras diferencias respecto a las originales.
Los ambientes que se muestran en este catálogo son sugerencias decorativas de carácter publicitario,
debiéndose utilizar en la instalación real las instrucciones de colocación editadas por WOW.



WOW



wowdesigneu.com

WOW headquarters SPAIN

Polígono Pont Avda. de España, 114.
12180 Cabanes (Castellón) España
Phone: (+34) 964 331 910
Fax: (+34) 964 331 911
comercial@wowdesigneu.com

WOW USA, INC.

14887 Persistence Dr.
Woodbridge, VA 22191
Phone: (+1) 703 910 6162
Fax: (+1) 703 910 7486
wowusa@wowdesigneu.com

light in motion

WOW



light in motion

WOW